

HOW TO LOG IN TO YOUR ACCOUNT

1. Go to below link to set your password for the first time

<https://www.bowens.com.au/my-account/reset-password/>

The screenshot shows the Bowens website's 'Recover Password' page. The page has a blue header with the Bowens logo and 'THE BUILDERS CHOICE' tagline. Below the header, there's a 'Login' section with a 'Recover Password' form. The form includes an 'Email *' field and a 'Request' button. A yellow chat icon is visible in the bottom right corner of the page.

2. Enter your email

The screenshot shows the Bowens website's 'Request Sent' page. The page has a blue header with the Bowens logo and 'THE BUILDERS CHOICE' tagline. Below the header, there's a 'Login' section with a 'Request Sent' confirmation message. The message states: 'If an account with that email exists, An email containing instructions to reset your password has been sent.' Below the message is a 'Return' button. A yellow chat icon is visible in the bottom right corner of the page.

3. Follow the prompts in the email that has been sent to your email account

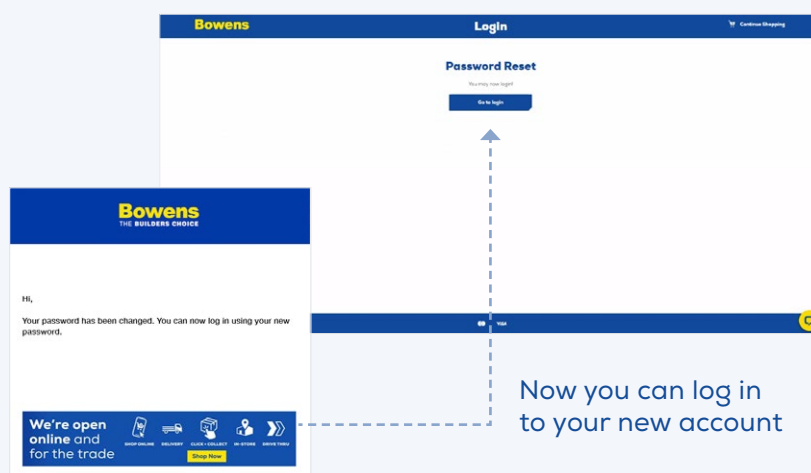
Check your email for the password reset link

The screenshot shows the Bowens website's 'Reset Password' page. The page has a blue header with the Bowens logo and 'THE BUILDERS CHOICE' tagline. Below the header, there's a 'Login' section with a 'Reset Password' form. The form includes 'Password *' and 'Confirm Password *' fields, and a 'Set Password' button. A yellow chat icon is visible in the bottom right corner of the page. Below the website screenshot, there's an email confirmation page from Bowens. The email contains a link to reset the password: <https://www.bowens.com.au/my-account/reset-password/>. A dashed blue arrow points from the link in the email to the 'Set Password' button on the website.

Click on the link and reset your password

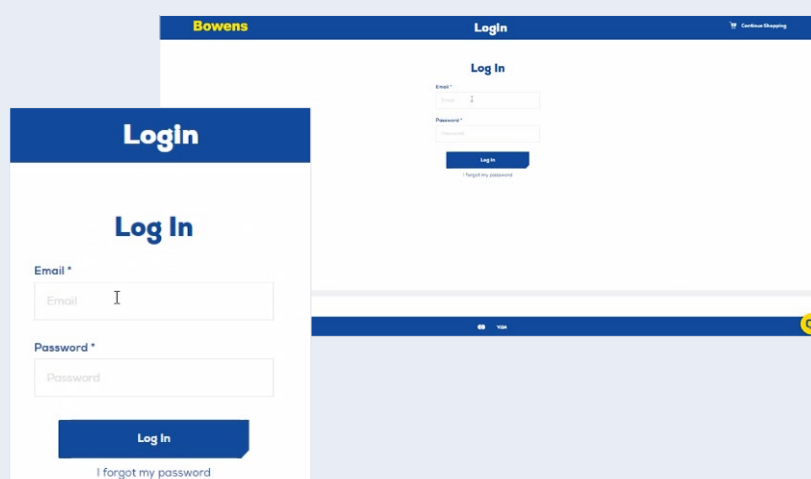
4. Reset your password

You will receive a password reset confirmation email



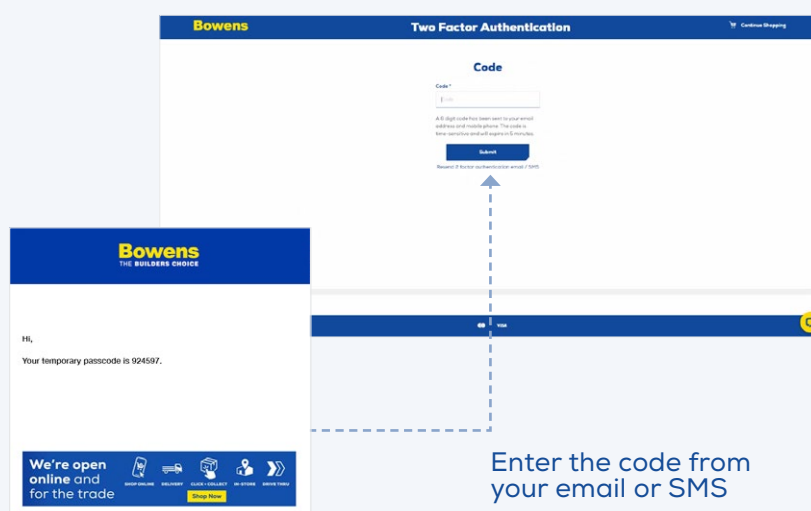
Now you can log in to your new account

5. Enter your email and new password



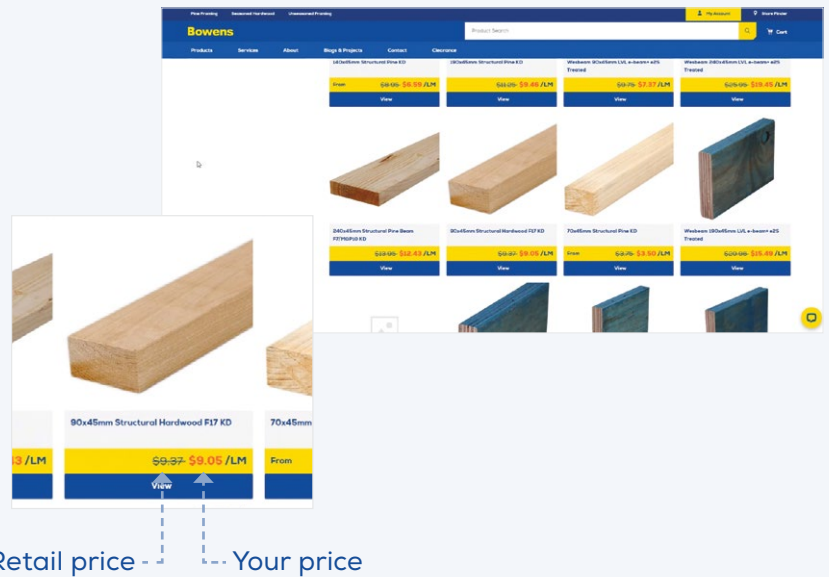
6. Enter the authorisation code

You would have received this code via email and SMS



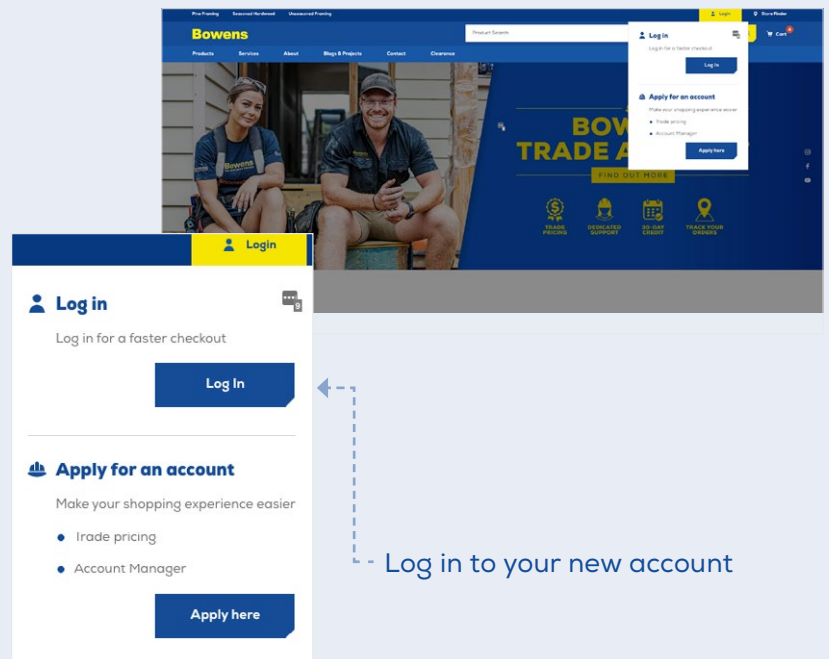
Enter the code from your email or SMS


7. You're All Set to Shop with Bowens Today



8. Next time?

head straight to [bowens.com.au](https://www.bowens.com.au) and log in to access your account and account benefits.



For help please contact our online chat during business hours via the  icon on www.bowens.com.au or email customer service on customerservice@bowens.com.au